




Guidelines for Online Student Enrollment for students who have been admitted

Guida alla procedura di immatricolazione su Studenti Online per studenti che sono stati ammessi


ENGLISH	ITALIANO
If you have been admitted to the Program you will see the following on your Online Students Homepage:	Se sei stato ammesso al corso di studio nella tua Home Page di Studenti online vedrai:

Status	Id	Type	Description	Start date
 Application checked	1033008	Admission	Precise And Sustainable Agriculture	20/10/2020 See detail »

[See all »](#)

<p>To Enroll you must:</p> <ol style="list-style-type: none"> click on the registration icon  <p>Registration Enrol in a Degree Programme</p> <ol style="list-style-type: none"> select Second cycle degree programme and confirm by clicking on NEXT click on 5705 – Precise and Sustainable Agriculture – Enrollments and confirm by clicking on NEXT <p>Enter your personal details and confirm your enrolment request by clicking on CONFIRM.</p>	<p>Per immatricolarti devi:</p> <ol style="list-style-type: none"> selezionare il tasto  <p>Registration Enrol in a Degree Programme</p> <ol style="list-style-type: none"> selezionare il bottone Second cycle degree programme ed il tasto NEXT selezionare il bottone 5705 – Precise and Sustainable Agriculture – Enrollments ed il tasto NEXT <p>Inserisci tutti i tuoi dati personali e col tasto CONFIRM conferma la tua richiesta di immatricolazione.</p>
---	--

You will reach the Students Online Homepage. Here, you will find your status on the first line, click on See detail (to the right) and you will see the stage of your enrollment and the steps to follow:	A questo punto nella HOME page di Studenti Online, nella prima riga in alto del tuo stato, selezionando la scritta See detail sulla destra vedrai lo stato della tua richiesta di immatricolazione ed i passi successivi da compiere:
<p>Payment procedure to carry out for enrollment</p> <p>Once you have paid, you will see:</p>	<p>Le istruzioni del pagamento da effettuare per procedere all'immatricolazione</p> <p>Una volta che avrai pagato visualizzerai:</p>

Status	Id	Type	Description	Start date
 Paid	1034017	Registration	Precise And Sustainable Agriculture	10/09/2020 See detail »

If you are a foreign student, or have a foreign qualification that must be recognized, you will see:

- the possibility of requesting an appointment for qualification recognition by the International Student Office
- or
- the details of the appointment made, as in this case:

Se sei uno studente straniero o con un titolo estero da riconoscere vedrai:

- la possibilità di richiedere l'appuntamento per il riconoscimento alla Segreteria Studenti internazionali
- oppure
- l'appuntamento preso, come in questo caso

✔ You have booked an appointment at the virtual identification desk. At the stated time and date access the Zoom link. Find here the instructions to download and access Zoom. Remember that you will need to show your ID document and your fiscal code and that you must connect with a device that allows the use of the camera.

- **Campus:** Sportello identificazione studenti Bologna, <https://unibo.zoom.us/j/92257919279>, BOLOGNA
- **Date:** 03/11/2020
- **Time:** 11:00

[Cancel your appointment](#)

[Print your booking notice](#)

PLEASE NOTE:

“Sportello identificazione studenti” = **Student ID Office**